

Tobacco Harm Reduction 101

Delaware 2025

Lawmakers are often bombarded with misinformation on the products used by adults in their state. This annual analysis provides up-to-date data on the adults who use cigarettes and e-cigarette products in the First State. This information also includes data on youth use, impacts of e-cigarettes and analyses of existing tobacco monies.

Key Points:

- In 2023, 93,475 Delaware adults (11.4 percent) were currently smoking. This is an 11.6 percent decrease from 2022 and represents 10,783 fewer adults smoking.
- Among all smoking adults in Delaware in 2023, 3.1 percent were 18 to 24 years old, 32.4 percent were 25 to 44 years old, 45.7 percent were 45 to 64 years old, and 18.8 percent were 65 years or older.
- Among all adults earning \$25,000 or less in 2023, 22.5 percent were currently smoking compared to 7.6 percent of adults earning \$50,000 or more.
- Among all smoking adults in Delaware in 2023, 63.4 percent were White, 22.9 percent were Black, 7.8 percent were Hispanic, 4.5 percent were Multiracial, and 1.4 percent were Asian.
- In 2023, 45,097 Delaware adults (5.5 percent) were currently using e-cigarettes. This is a 9.8 percent decrease from 2022 and represents 4,203 fewer adults vaping.
- Among all vaping adults in Delaware in 2023, 17.8 percent were 18 to 24 years old, 56.2 percent were 25 to 44 years old, 20 percent were 45 to 64 years old and 6 percent were 65 years or older.
- In 2023, for every one Delaware high school student who was smoking, more than 94 adults were currently using cigarettes.
- In 2023, for every one Delaware high school student who was vaping, more than five adults were currently using e-cigarettes.
- The introduction of e-cigarettes has not led to increases in cigarette smoking, but rather, correlates with significant declines in smoking rates among young adults.
- Between 2007 and 2023, smoking rates among Delaware adults aged 18 to 24 years old decreased by 86.6 percent.
- E-cigarette use has declined among Delaware young adults. Between 2022 and 2023, e-cigarette use among 18- to 24-year-olds decreased by 37 percent.
- Cigarette excise taxes in Delaware disproportionately impact low income and low education persons, while failing to significantly reduce smoking rates among that class.
- Among Delaware adults earning \$25,000 or less, smoking rates decreased on average by 0.5 percent annually between 2003 and 2023, while rates among adults earning \$50,000 or more decreased by 3.9 percent during the same period.
- In 2023, low-income adults were 2.9 times more likely to smoke than high income earners.
- In 2023, among Delaware adults who did not graduate high school, 21.1 percent were currently smoking, while only 4.3 percent of college graduates were smoking.
- In 2023, adults lacking a high school diploma were 4.9 times more likely to smoke than college graduates.
- Delaware woefully underfunds programs to prevent youth use of tobacco and/or vapor products and help adults quit smoking, while simultaneously receiving millions of dollars from the pockets of the adults who smoke. In 2023, for every \$1 the state received in tobacco monies, it spent only \$0.08 on tobacco control efforts.

Tobacco Harm Reduction 101

Delaware 2025

Adult Combustible & E-Cigarette Use

In 2023, according to data from the annual Behavioral Risk Factor Surveillance System survey, conducted by the Centers for Disease Control and Prevention, an estimated 93,475 adults (or 11.4 percent of Delawareans) were currently smoking. This is an 11.6 percent decrease from 2022 when 12.9 percent reported current cigarette use. There were 10,783 fewer adults smoking in 2023 compared to 2022.

In 2023 (among all Delaware adults), 3 percent of 18- to 24-year-olds, 12.3 percent of 25–44-year-olds, 16.6 percent of 45–64-year-olds, and 7.7 percent of adults aged 65 years or older were currently smoking combustible cigarettes. Among all smoking adults in 2023, 3.1 percent were 18 to 24 years old, 32.4 percent were 25 to 44 years old, 45.7 percent were 45 to 64 years old, and 18.8 percent were 65 years or older.

Between 2022 and 2023, smoking rates among 18- to 24-year-olds decreased by 33.3 percent, among 25–44-year-olds by 26.6 percent and among 45–64-year-olds by 0.3 percent. Smoking rates remained the same among adults aged 65 years or older.

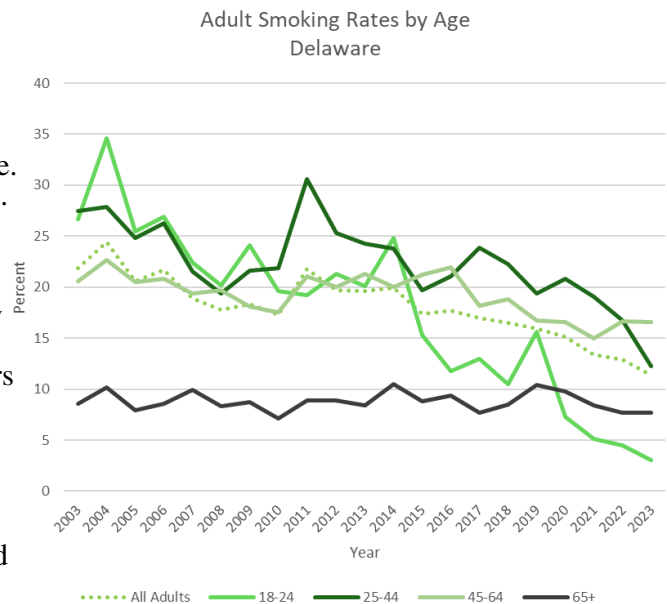
Among all adults earning \$25,000 annually or less in 2023, more than one-fourth (22.5 percent) reported currently smoking, compared to 7.6 percent of adults who earned \$50,000 or more per year. Low-income adults were 2.9 times more likely to smoke.

In Delaware, Multiracial adults reported smoking at a greater percentage of their identified race at 18.2 percent. This is compared to 12.2 percent of Black adults, 11.7 percent of White adults, 9.1 percent of Hispanic adults, and 3.9 percent of Asian adults.

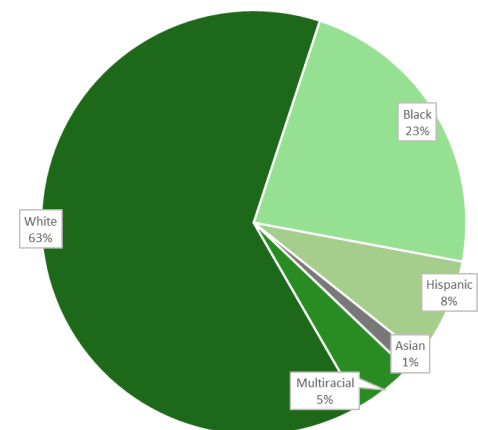
Yet, White adults made up a significantly larger percentage of Delaware's total adult smoking population. In 2023, White adults accounted for 63.4 percent of Delaware's current smoking population, compared to Multiracial adults, who made up 4.5 percent. Black adults accounted for 22.9 percent, Hispanic adults made up 7.8 percent, and Asian adults accounted for 1.4 percent of Delaware's adult smoking population in 2023.

In 2023, an estimated 45,097 Delaware adults (or 5.5 percent) were currently using e-cigarettes. This is a 9.8 percent decrease from 2022 when 6.1 percent reported current e-cigarette use. There were an estimated 4,203 fewer adults vaping in 2023 compared to 2022. There has been a 37.5 percent increase in adults vaping between 2016 and 2023. There were an additional 15,260 Delaware adults vaping in 2023 compared to 2016.

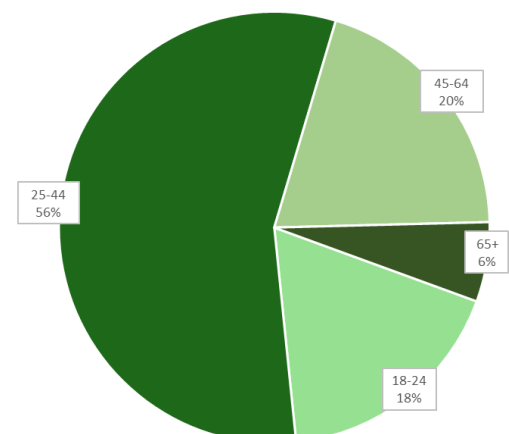
Among Delaware adults currently using e-cigarettes in 2023, 17.8 percent were 18 to 24 years old, 56.2 percent were 25 to 44 years old, 20 percent were 45 to 64 years old and 6 percent of current e-cigarette users in Delaware in 2023 were 65 years or older. Among adult e-cigarette users in Delaware in 2023, 82.2 percent were 25 years or older.



Percent of Adults Who Smoke, By Race
Delaware 2023



Percent of Adults Who Vape, by Age
Delaware 2023



Tobacco Harm Reduction 101

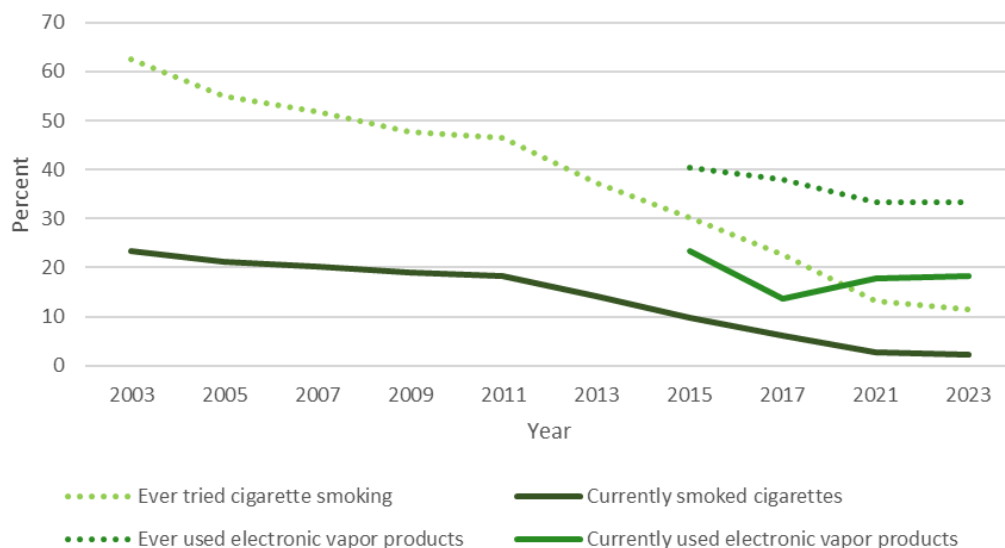
Delaware 2025

Youth Combustible Cigarette and E-Cigarette Use

Youth smoking rates are at historic lows in the First State. In 2023, 11.6 percent of high school students reported ever trying combustible cigarettes, while 2.2 percent reported currently smoking, or having used the product on at least one occasion in the 30 days prior. In 2023, approximately 994 Delaware high school students were smoking, compared to an estimated 93,475 Delaware adults aged 18 and over who were currently smoking. For every one high schooler student smoking in 2023 in Delaware, more than 94 adults were currently smoking.

Youth vaping continues to decline in the First State. In 2023, 33.4 percent of Delaware high school students reported ever using an e-cigarette, and 18.3 percent reported current use. Between 2015 and 2023, ever-use of e-cigarettes decreased by 17.5 percent, while current use declined by 22.1 percent. In 2023, approximately 8,272 Delaware high school students were vaping, compared to 45,097 Delaware adults aged 18 and over who were currently vaping. For every one high schooler vaping in 2023 in Delaware, more than five adults were using e-cigarettes.

High School Cigarette and E-Cigarette Use
Delaware



Youth to Adult Smoking Ratio Delaware 2023



Youth to Adult Vaping Ratio Delaware 2023



Key



= High School Student

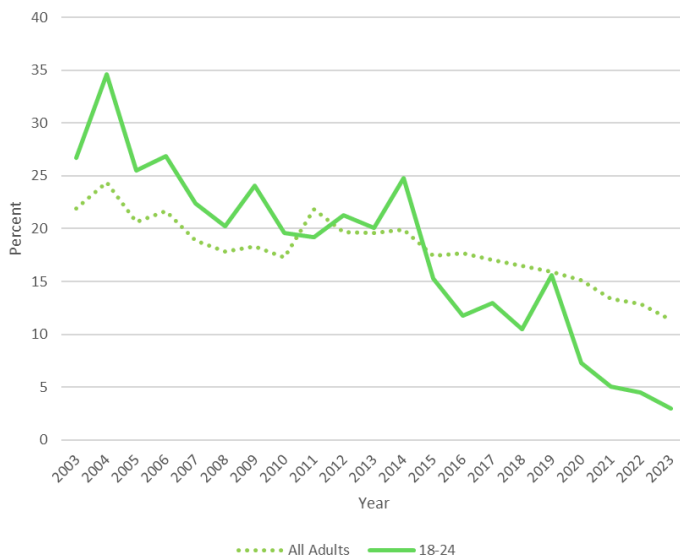


= Adult

Tobacco Harm Reduction 101

Delaware 2025

Young Adult Smoking Rates
Delaware



Young Adult Cigarette Use

The introduction of e-cigarettes has not led to increases in young adult cigarette smoking, but rather, correlates with significant declines.

E-cigarettes first entered the U.S. market in 2007, when 22.4 percent of 18- to 24-year-olds were currently smoking. Between 2007 and 2023, smoking rates among young adults in the First State decreased by 88.6 percent. Comparatively, among all Delaware adults, smoking rates decreased by 39.7 percent during the same period.

E-cigarette use has also declined among young Delaware adults. In 2023, 8.5 percent of 18- to 24-year-olds were currently using e-cigarettes, which was a 37 percent decrease from 2022.

Given the epic lows in young adult smoking rates, lawmakers must refrain from policies that restrict access to alternatives to smoking.

Effects of Cigarette Excise Taxes

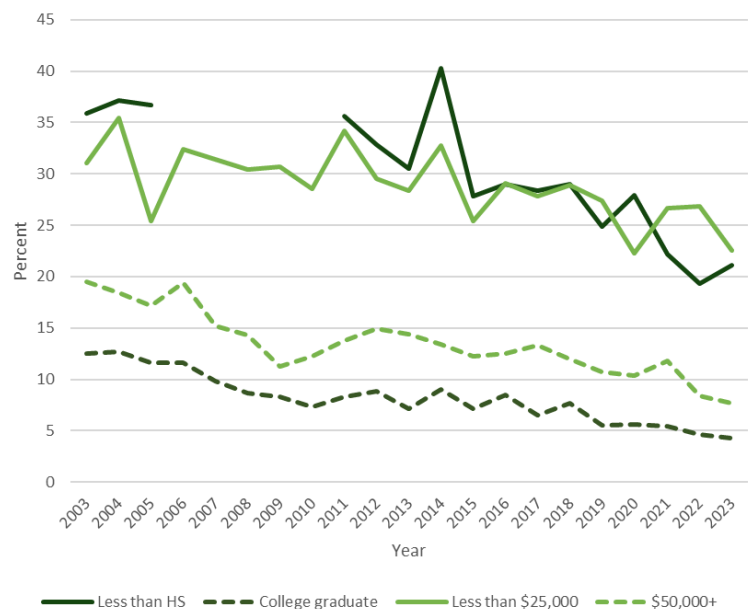
Delaware currently imposes a \$2.10-per-pack state cigarette excise tax. Lawmakers often justify excise taxes on cigarettes to deter persons from using combustible cigarettes. These taxes not only disproportionately harm lower income and lower educated adults; the taxes also fail to significantly reduce smoking rates among those persons.

Among Delaware adults earning \$25,000 or less, smoking rates decreased on average by 0.5 percent annually between 2003 and 2023, while rates among adults earning \$50,000 or more decreased by 3.9 percent during the same period. In 2023, low-income adults were 2.9 times more likely to smoke than high income earners.

Among Delawareans who did not graduate high school, 21.1 percent were currently smoking in 2023, compared to 4.3 percent of college graduates who were smoking. In 2023, adults lacking a high school diploma were 4.9 times more likely to smoke than college graduates.

Lawmakers should refrain from enacting further increases in cigarette taxes given their disproportionate effect on low-income persons, while failing to reduce smoking rates.

Smoking Rates by Education and Income
Delaware



Tobacco Harm Reduction 101

Delaware 2025

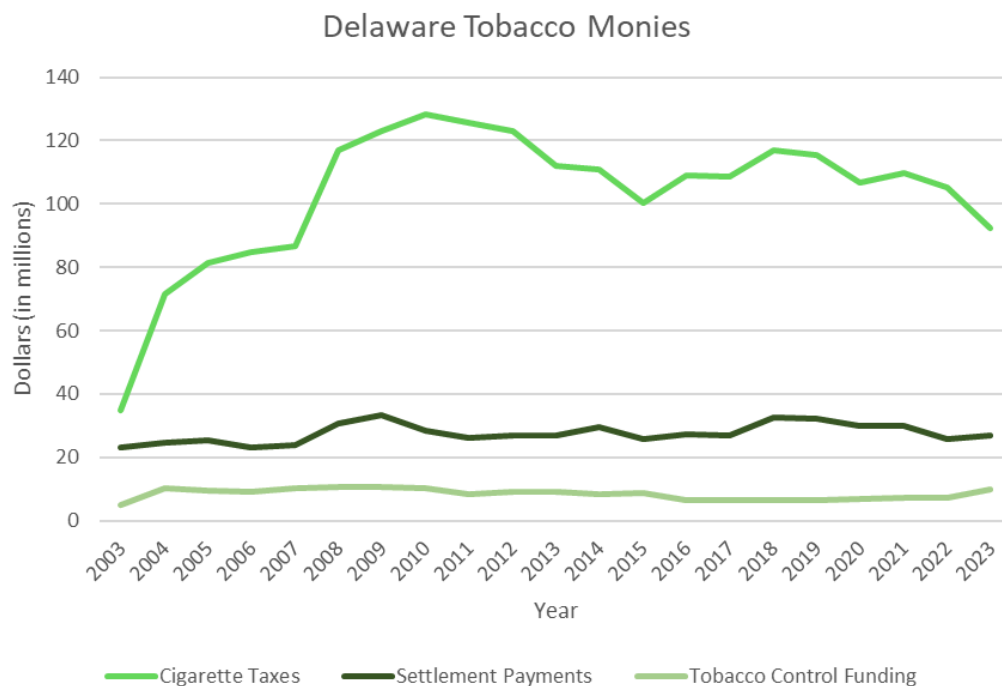
Tobacco Monies

Each year, states receive billions of dollars borne out of the lungs of persons who smoke. This revenue includes excise cigarette taxes and settlement payments. Yet, each year, states spend miniscule amounts of tobacco-related monies on programs to help adults quit smoking and prevent youth use.

In 2023, the First State collected \$92.5 million in state excise tax revenue from combustible cigarettes. This was a 12 percent decrease from 2022's \$105.1 million, or \$12.6 million less. Between 2003 and 2023, Delaware collected more than \$2.1 billion in cigarette taxes.

Since the 2000s, Delaware collected annual payments from tobacco manufacturers based on the percentage of cigarettes and tobacco products sold in the state in that year. Delaware collected \$26.8 million in settlement payments in 2023, a 4.7 percent increase from 2022's \$25.6 million, or an additional \$1.2 million. Since 2003, the First State collected more than \$577 million in tobacco settlement payments.

While Delaware collected \$119.3 million in tobacco-related monies in 2023, the state allocated only \$9.7 million in state funding towards tobacco control programs, including cessation, education, and youth prevention efforts, which was a 36.6 percent increase in funding from 2022's \$7.1 million. This amounts to 10.5 percent of taxes and 36.2 percent of settlement payments. In 2023, for every \$1 the state received in tobacco monies, it spent only \$0.08 on tobacco control efforts. Between 2003 and 2023, Delaware collected more than \$2.7 billion tobacco monies, yet spent only \$174.8 million (or 6.4 percent) on tobacco control efforts during the same period.



References

1. Data on adult smoking rates comes from the Centers for Disease Control's Behavioral Risk Factor Surveillance Survey including sections on "Demographics - Race," Tobacco Use - All Categories," and "E-Cigarette Use." Accessed August, 2024. <https://www.cdc.gov/brfss/brfssprevalence/>.
2. Data on race and age was compiled using population data from the Annie E. Casey Foundation (<https://datacenter.kidscount.org/>) and Demographic data from the CDC to cross reference the racial population. Then, data from Smoking and Race, and E-Cigarettes and Age, was used to determine the percent of adults who were smoking in 2023.
3. Data on youth tobacco and vapor product use comes from the CDC's Youth Risk Behavior Survey. Accessed December, 2024. <https://yrbs-explorer.services.cdc.gov/#/>.
4. Data on tax information comes from Orzechowski and Walker, "The Tax Burden on Tobacco Historical Compilation Volume 59, 2024, Print.
5. Data on tobacco settlement payments is from Campaign for Tobacco-Free Kids, "Actual Annual Tobacco Settlement Payments Received by the States, 1998-2024." Accessed December, 2024. <https://assets.tobaccofreekids.org/factsheets/0365.pdf>.
6. Data on tobacco control funding is from Campaign for Tobacco-Free Kids, "Appendix A: A History of Spending for State Tobacco." Accessed December, 2024, <https://assets.tobaccofreekids.org/factsheets/0209.pdf>.